

Betashares Investment Funds

Betashares Australian Investment Grade Corporate Bond Fund (NZD Hedged)

Fund update for quarter ending 30 June 2025. This Fund update was first made publicly available on 28 July 2025.

What is the purpose of this update?

This document tells you how the Betashares Australian Investment Grade Corporate Bond Fund (NZD Hedged) has performed and what fees were charged. The document will help you to compare the Fund with other funds.

Betashares Capital NZ Limited ('Betashares') prepared this update in accordance with the Financial Markets Conduct Act 2013. This information is not audited and may be updated.


Description of this Fund

The Fund aims to provide an investment return that tracks the performance of the Solactive Australian Investment Grade Corporate Bond Select TR NZD Hedged Index, before taking into account fees and expenses.

| | |
|-----------------------------------|--------------|
| Total value of the Fund | \$12,459,362 |
| The date the Fund started: | 29 May 2023 |

What are the risks of investing?

Risk indicator for the Betashares Australian Investment Grade Corporate Bond Fund (NZD Hedged)¹



The risk indicator is rated from 1 (low) to 7 (high). The rating reflects how much the value of the Fund's assets goes up and down. A higher risk generally means higher potential returns over time, but more ups and downs along the way.

To help you clarify your own attitude to risk, you can seek financial advice or work out your risk profile at www.sorted.org.nz/tools/investorkickstarter.

Note that even the lowest category does not mean a risk-free investment, and there are other risks that are not captured by this rating.

This risk indicator is not a guarantee of a fund's future performance. The risk indicator is based on the returns data for 5 years to 30 June 2025. While risk indicators are usually relatively stable, they do shift from time to time. The risk indicator will continue to be updated in future fund updates.

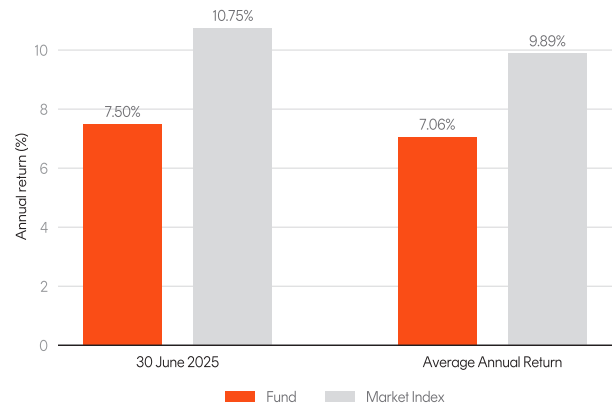
See the Product Disclosure Statement (PDS) for more information about the risks associated with investing in this Fund.

How has the Fund performed?

| | Past year |
|---|-----------|
| Annual return (after deductions for charges and tax) | 7.50% |
| Annual return (after deductions for charges but before tax) | 10.41% |
| Market index annual return (reflects no deduction for charges and tax) | 10.75% |

The market index annual return is based on the annual return of the Solactive Australian Investment Grade Corporate Bond Select TR NZD Hedged Index. Additional information about the market index is available in the 'Statement of Investment Policy and Objectives' document available on the offer register at www.disclose-register.companiesoffice.govt.nz.

Annual return graph



This shows the return after fund charges and tax for each year ending 30 June since the fund started. The last bar shows the average annual return since the fund started, up to 30 June 2025.

Important: This does not tell you how the fund will perform in the future. Returns in this update are after tax at the highest prescribed investor rate (PIR) of tax for an individual New Zealand resident. Your tax may be lower.

What fees are investors charged?

Investors in the Betashares Australian Investment Grade Corporate Bond Fund (NZD Hedged) are charged fund charges. In the year to 31 March 2025, these were:

| | % of net asset value |
|--|----------------------|
| Total fund charges | 0.34% |
| Which are made up of: | |
| Total management and administration charges | 0.34% |
| Including: | |
| Manager's basic fee | 0.34% |
| Other management and administration charges | 0.00% |
| Total performance-based fees | 0.00% |
| Dollar amount per investor or description of how charge is calculated | |
| Other charges | Nil |

Investors may also be charged individual action fees for specific actions or decisions (for example, for withdrawing from or switching funds). See the PDS for more information about those fees.

Small differences in fees and charges can have a big impact on your investment over the long term.

Example of how this applies to an investor²

Matthew had \$10,000 in the Fund at the start of the year and did not make any further contributions. At the end of the year, Matthew received a return after fund charges were deducted of \$1,041.29 (that is 10.41% of his initial \$10,000). Matthew also paid \$0 in other charges. This gives Matthew a total return after tax of \$749.73 for the year.

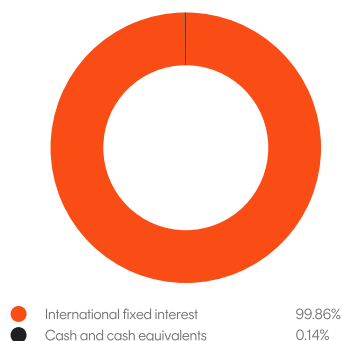
¹ Market index returns have been used for the period 1 July 2020 to 3 July 2023 as the Fund was launched on 4 July 2023. The risk indicator reflects the Fund's actual returns for the period 4 July 2023 to 30 June 2025. As a result, the risk indicator may provide a less reliable indicator of the potential future volatility of the Fund.

² As the Fund launched on 4 July 2023, this calculation is based on the market index return up until 3 July 2023 and the Fund's actual returns post this date.

What does the Fund invest in?

This shows the types of assets that the Fund invests in.

Actual investment mix



This shows the type of assets that the Fund generally intends to invest in.

Target investment mix

| Asset Category | Target asset mix |
|------------------------------|------------------|
| International fixed interest | 100% |

Top 10 investments

| Name | % of net asset value | Asset type | Country of domicile |
|---|----------------------|------------------------------|---------------------|
| Emirates NBD Bank 5.913% Jun-35 | 2.8% | International fixed interest | Australia |
| Woolworths Group 5.91% Nov-34 | 2.1% | International fixed interest | Australia |
| Registry Finance 5.739% Jun-34 | 2.1% | International fixed interest | Australia |
| Iberdrola Finanzas SAU 5.87% Nov-34 | 2.1% | International fixed interest | Australia |
| Scentre Group Trust1 5.9% Nov-34 | 2.1% | International fixed interest | Australia |
| Sydney Airport Finance 5.9% Apr-34 | 2.0% | International fixed interest | Australia |
| Qube Treasury 5.9% Dec-34 | 2.0% | International fixed interest | Australia |
| Worley Financial Services 5.868% May-32 | 2.0% | International fixed interest | Australia |
| Origin Energy Finance 5.35% Sep-31 | 2.0% | International fixed interest | Australia |
| Australia Pacific Airport 5.598% Nov-32 | 2.0% | International fixed interest | Australia |

The total value of the 10 individual assets as a percentage of the net asset value of the Fund is 21.2%.

Currency hedging – The Fund is currency hedged.

Key personnel

| Name | Current position | Time in current position | Other current position | Time in previous or other current position |
|---------------|--------------------------|--------------------------|--|--|
| Alex Vynokur | Director | 2 year 11 months | Director and CEO of Betashares Capital Limited | 15 years 9 months |
| Jason Gellert | Director | 2 year 11 months | Director of Betashares Capital Limited | 4 years 3 months |
| Edward Sippel | Director | 2 year 11 months | Director of Betashares Capital Limited | 4 years 3 months |
| Louis Crous | Chief Investment Officer | 2 year 11 months | Chief Investment Officer at Betashares Capital Limited | 15 years 9 months |

Further information

You can also obtain this information, the PDS for the Betashares Investment Funds Scheme and some additional information from the offer register at www.disclose-register.companiesoffice.govt.nz.

Issued by Betashares Capital NZ Limited (NZBN 9429050650392; FSP 1003610) (Betashares). Betashares is the manager of the Betashares Investment Funds Scheme. This information is not intended to be advice, investors should therefore consider the appropriateness of this information and seek their own advice. Before making any investment, investors should read the Product Disclosure Statement at www.betashares.co.nz. Past performance is not an indicator of future performance. The value of the units may go down as well as up.